


Dear Parents

The school year has come to an end and we are all ready to enjoy the summer.


Your child has worked so hard this year and deserves a break. However, studies show that students can quickly fall behind if they do not read or write during the summer months. I am sending you this packet of activities in order to help you keep your child motivated to read and write. You can choose a few pages each week. Together, we can make sure that your child is ready for the next school year. I wish you a lovely summer filled with fun, laughter, and great memories!




Reading




MY SUMMER Reading Chart




Color a sun every time you read a book.
Let's see how many books you can read this summer!




MY SUMMER Reading Chart




Color a sun every time you read a book.
Let's see how many books you can read this summer!




MY SUMMER Reading Chart




Color a sun every time you read a book.
Let's see how many books you can read this summer!



MY SUMMER Reading Chart




Color a sun every time you read a book.
Let's see how many books you can read this summer!





Rate It!

Color the bug that represents how you feel about the story. Write about what you liked and what you didn't like in the story.




A large rectangular area with horizontal lines for writing, intended for the student to describe what they liked and didn't like in the story.



What's The Problem?

Write about the problem and the solution in your story.




Problem:

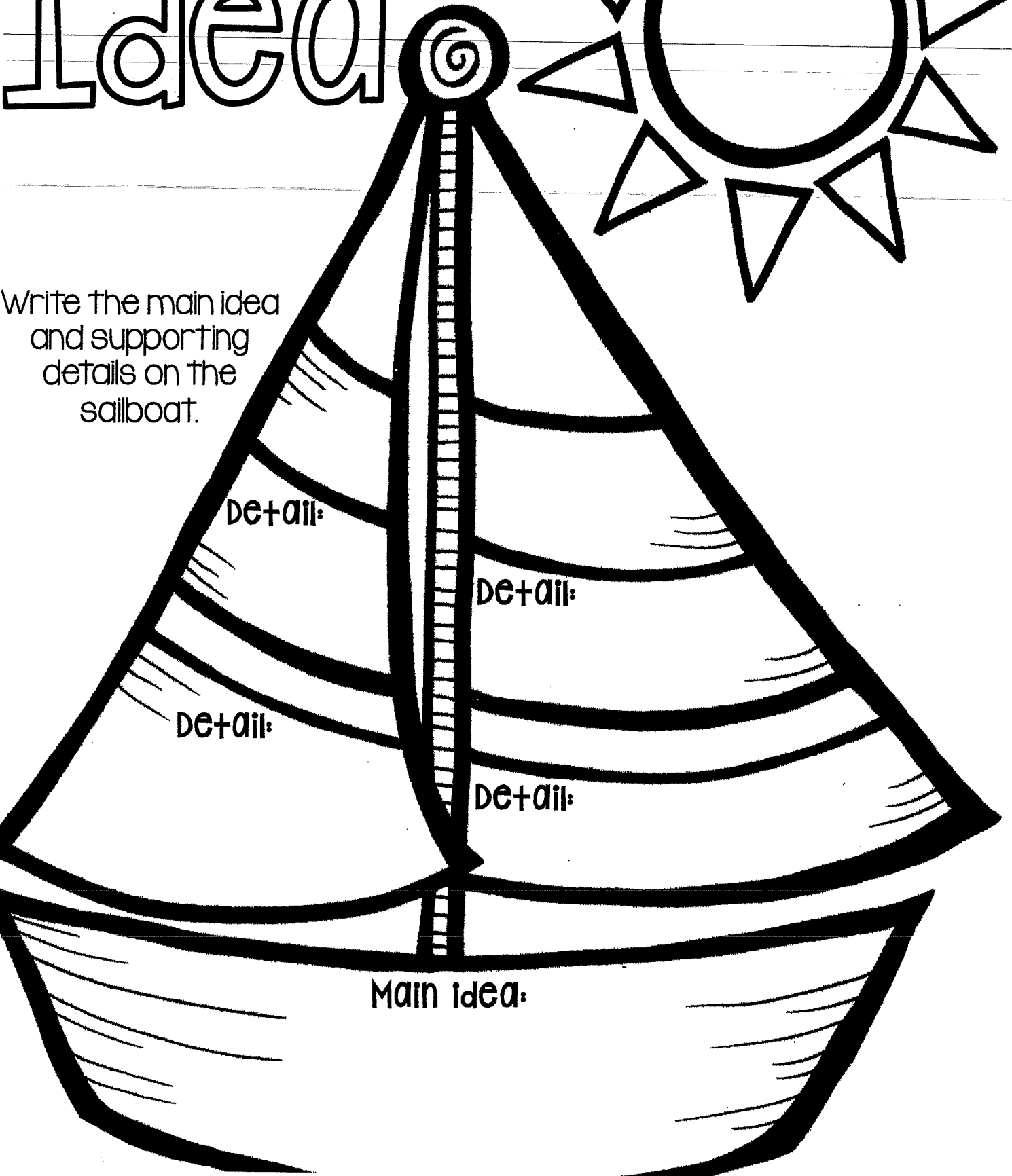
Solution:

Main Idea

Idea



Write the main idea and supporting details on the sailboat.



Detail:

Detail:

Detail:

Detail:

Main idea:

My Favorite Characters

Choose your 2 favorite characters.
Write their names on the handles of each shovel.
Write adjectives to describe each character.

Adjectives:

Character:

Adjectives:

Character:



What happened?

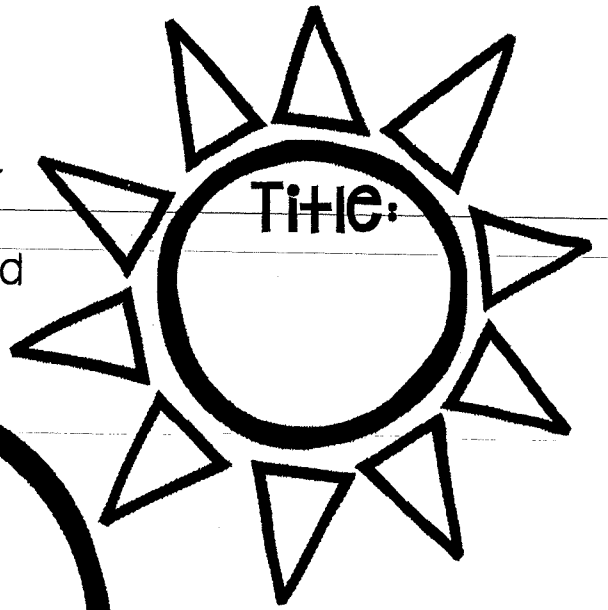
Beginning

Write about what happened at the beginning, middle, and end of the story.

Title:


Middle

End




Summarize It!

A large rectangular area with horizontal lines for writing. The lines are solid on the outside and dashed in the middle, typical of primary school handwriting paper. The area is mostly empty, intended for a student to write a summary.




Reading Task Cards

These reading task cards can be used with any book. Simply read a book and choose a card to work on after reading the story. The cards can be printed on different colored paper. Punch a hole in the top corner and use a ring to hold them together.




Have fun!




Draw a new cover for your book.

Look at the title and cover page. What do you think the story will be about?




Make up a song about the story in your book.


What other book does this story remind you of?



Write a letter to your favorite character.


Use a Venn diagram to compare yourself with the main character.






Use adjectives to describe the setting in the story.

What was your favorite part of the story?




Who is your favorite character? Explain why.


What did you learn from the story?



What surprised you in this story?


Where and when does this story take place?







What was the problem in the story?

What is the order of the events in the story?



How did the story end?

Draw your favorite part of the story.



Name: _____

SUMMER

Facts

A fact is a statement
that can you can prove.




Opinions

An opinion is how you
feel about something.


Read each sentence below and tell if it's a fact (F) or an opinion (O).

Color the correct glass.


Swimming is a good way to keep fit.




Camping is the best outdoor activity.



Watermelons is the best fruit on a
summer day.



The days are warm and long in the
summer season.



Summer is better than winter.




Summer follows Spring.



Name: _____

SUMMER



Facts and Opinions

Cut and paste the facts and opinions in the correct column.

Facts

Opinions

The sun sets late in the summer.

Baseball is the best game.

Watermelon is the sweetest fruit.

Many plants grow the most during the summer season.

Bike riding is so much fun.


The weather gets warm and sunny in summer.

Swimming is a water sport.

Summer is the best season of all.

Name: _____

A day at the beach



June 12, 2015

Dear Sam,

Yesterday, we went to the beach. Jenny and I played in the sand. We built sandcastles with pebbles on them. We even put flags on them. After that, dad and I played in the water. Jenny didn't like playing in the water, so she stayed with mom.

We spent the whole day there. We had so much fun at the beach. I can't wait to go there next time.

Love,

John

Name: _____

A day at the beach

1. Who wrote the letter?

2. Where did they go?

3. When did they go to the beach?

4. What did John and Jenny build in the sand?

5. Who played in the water?

6. Why mom and Jenny did not go into the water?

7. Who is the letter written to?

Playing in the Park


The sun is shining on the grass. The air is warm. It's a great day! Tyler's family walks to the park. Everyone there is having fun. There are people riding bikes. Some kids are jumping rope. Tyler runs to the swings. He rides a swing and feels the wind. Tyler can see his sister. She and her friend are playing catch. Little Grace misses the ball! Tyler can see his parents, too. They are sitting on a blanket. His mom opens the picnic basket. It must be time for lunch!

Circle the picture that shows each sentence.


1. Tyler rides the swing.



2. The girls play catch.



3. Mom and Dad set up the picnic.



Dressing for the Day



José looks out his bedroom window. He watches leaves fall from the trees. Some are red. Some are yellow. Some are orange. This is José's favorite time of year. He loves to play in the leaves. But José needs to get dressed. He puts on jeans and a sweater. He puts socks and shoes on his feet. Then José puts on his fall coat. His sister stops him at the front door. She gives him mittens. He puts them on his hands. Now José is ready to play!

Draw a line from each word to its matching picture.


coat

mittens

shoes



Moving Away



Diego and Tony see each other every day. They live on the same street. Diego and Tony are best friends. But today Diego has some sad news. He tells Tony that his family is moving tomorrow. They have a new house in Springfield. They won't see each other every day anymore. The new house is too far to walk to. But Diego says the house has a lot of rooms. It also has an extra big yard. Diego and Tony will have more space for playing. Tony can come to the new house on Saturday. They will still be best friends!

Answer the questions below.


Who is moving to a new house? _____

Where is he moving? _____

When can Tony visit? _____

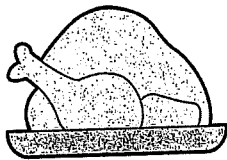
Will Diego and Tony still be friends? _____

Cooking in the Kitchen



Uncle Robert is making dinner. His family is coming over to eat. He needs to make a lot of food. Uncle Robert needs to start! He turns on the oven. Then he puts the chicken in the oven. The time is 4:30. Uncle Robert should cook the rolls next. He makes little balls of bread. He puts the rolls in the oven at 5:00. Now he cuts up the carrots. Uncle Robert likes to make carrot circles. He checks the time. The clock says 5:30. It's time to cook them. He drops the carrots in a pot of hot water. Everything is cooking. Ding-dong! Uncle Robert opens the door. His family comes inside. "It smells wonderful in here!" they say.

When is it cooked? Draw a line from each food to a clock.




Lunch Munch


The lunchroom is loud. Kids are talking in the lunch line. They are hungry. They want to pick their lunches. Today's lunch is pasta with sauce on top or a cheese sandwich. They both sound good! The kids sit down at the long tables. You can hear them talking and laughing. Everyone is eating, too. Sometimes a fork falls to the floor. Oops! Later the kids go back in line. It's time for a sweet treat. Today there are cookies. A cookie tastes great with milk. Yum!

What tastes good?

Draw a line between foods that go together.



Trick or Treat



Halloween is here! Olivia dresses up like a clown. She puts on a rainbow wig. Her father paints her face, too. Her brother Benjamin dresses up like a crocodile. He sees out the crocodile's mouth! Olivia and Benjamin are trick-or-treating tonight. They ring doorbells and people give them candy. Halloween is a very fun holiday. They go home and empty their bags. Olivia has twenty pieces of candy. Benjamin has two more pieces. He gives one piece to Olivia. Now they have the same number. Benjamin is a nice brother!

Read each question. Circle the right answer.

1. Who dressed up like a clown?

Olivia

Michael

James

2. What was Benjamin for Halloween?

horse

crocodile

airplane

3. Who got the most candy?

Benjamin

Olivia

Luis

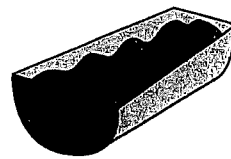
Emma's Job




"Cock-a-doodle-doo!" The rooster is loud! Emma wakes up. It's time for work. Emma jumps out of bed. She can't wait to see her animal friends. Her job is to feed them. She will feed the horses first. Emma brings some hay to the stable. The horses are very happy to see her. Next she puts some pig food in the ditch. The pigs dive in. Then Emma takes the cows to the big field. The cows eat the grass slowly. Emma and the cows watch the sun rise. She loves living on a farm!

Where do the animals eat? Draw a line from each animal to its eating-place.

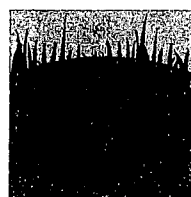
cow



pig




horse




Zoo Trip

Today is the class trip to the zoo. Mia is happy to see many animals! The white polar bears look very soft. The parrots are colorful and loud. Next they see the animals from Africa. These animals live in a special place in the zoo. It has grass and trees just like in Africa. The class watches a gray elephant drink water. Behind the elephant is a baby elephant! There are three giraffes, too. Their necks are very long. Mia hears noises up in a tree. It's a monkey!



What is it? Draw a line from each animal to its name.



Your Own Tomatoes




You can grow tomatoes! Find a very sunny place. It could be near a window or outside. Plant tomato seeds in some dirt. Give the seeds water. Watch the green plant grow! Soon you will see green balls on the plant. These are tomatoes. But they need to ripen. They will change from green to yellow to orange to red. Then you can pick them. You can eat them right off the plant. Or you can cut them up. Make a salad. You could make salsa or tomato sauce, too. Tomatoes taste so good!

Draw a line from each sentence to its matching picture.

He is watering seeds.

It is a ripening tomato.

He is making sauce.



Digging in the Dirt



Zack helps in the garden. He likes getting dirty! He wants to plant some flowers. He gets on his knees. He digs a small hole. Then Zack places a pink flower in the hole. He pats the dirt around the flower. This will hold the flower still. Then Zack gives the flower some water. He asks his mother what he should plant now. She is pulling weeds out of a flowerbed. They see something run by very fast. Zack thinks it was a rabbit! They see a hole in the vegetable garden. The rabbit took a carrot!

Look at each picture. Draw a line under the right sentence.

1.



Zack plants a flower.

Zack walks his dog.

2.



His mom watches the bird fly.

His mom pulls out weeds.

3.




The rabbit is taking a carrot!

The cat is taking a carrot!

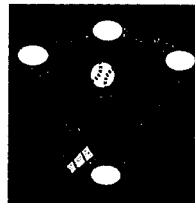


Late!

Sean looks at his watch. It shows 10:00. Oh no! He should be at the pool. Sean has swimming practice today. He forgot that today is Thursday. He needs to hurry! Sean puts his swim shorts in his backpack. He gets on his bike. He starts pedaling very fast. His heart is thumping. He parks his bike in front of school. He runs inside. His shoes squeak. He races to the pool. He sees his dad. His dad is glad that Sean is okay. But he tells Sean to hurry up and get in the pool. Sean's dad is the swimming teacher!



Read each question. Circle the right picture or word.

Where is Sean going?



When is practice?



Who was waiting for Sean?


Dad

Mom

Grandpa



Molly the Monkey



Molly the monkey has many friends to visit. Some of her friends are monkeys. Some are other animals. They all live in the jungle. Molly swings to the next tree. The parrot is there. He is red, yellow, and blue. He loves to talk. Then Molly swings down to the ground. She almost walks into the spider's web. "Sorry, spider!" Next Molly wanders to the jungle river. She sees her friend the lizard. She is sunbathing on a rock. Molly rests at the edge of the river. It begins to get dark. Molly walks inside a big cave. She looks up. Her friends the bats are just waking up. But it's time for Molly to sleep!

Where do they live? Draw a line from each animal to its home.

spider

parrot

bat

lizard



Great Games

It's time to play outside! This is the best part of the school day. The class runs out in the grass. Jennifer has a big ball. "Let's play kickball!" She starts a team of girls. David gets a team of boys to play with them. More kids play on the hardtop. Brian and Cameron jump rope. They race to see who jumps faster. Maria finds a piece of yellow chalk. She draws hopscotch squares on the ground. Paige goes first. She jumps from square to square. Everyone has fun!

Who was playing the games? Draw a line between each game and the matching names.

kickball


Maria and Paige

hopscotch


Brian and Cameron

jump rope

Jennifer and David



Matt's Birthday



Matt turned seven years old on Saturday. He had a birthday party! Friends and family came. Everyone wore party hats. Matt's hat was striped with blue and yellow. He opened the present from Grandpa first. It was a basketball! Alexander and Sophie played basketball with him. Next it was time for cake. Everyone sang "Happy Birthday" to Matt. He blew on the seven candles. They stayed lit. He blew again. They wouldn't blow out. His mom used trick candles! Everyone laughed. Then they helped him blow them out.

Read each question. Circle the right answer.

1. What day was Matt's party?

Friday

Wednesday

Saturday

2. Who gave Matt a new basketball?

Grandpa

Alexander

Sophie


3. What did everyone laugh at?

presents

hats

candles

Cool Cookout



There is a big cookout at Jacob's house. Many family members come over. The adults cook outside. The kids play all day long. Jacob wants to play with water balloons. He tells his sister Abigail. She finds balloons and fills them with water. Jacob finds Connor. He is Jacob's cousin. Connor loves water balloons! Jacob, Abigail, and Connor throw the balloons at each other. Splash! Splash! Two balloons hit Jacob. Aunt Nicole says it is time for lunch. Jacob should dry off first!

Read each question. Circle the right answer.

1. Who is Jacob's sister?

Abigail

Erin

Jordan

2. What is the name of Jacob's cousin?

Jordan

Connor

Samuel

3. Who got wet?

Connor

Aunt Nicole

Jacob

Cleaning Day

Mom wakes up Lauren. It's cleaning day! Lauren gets ready to do chores. She finds a clean rag. She wipes up the dust in her room. There is a lot of dust. Lauren goes downstairs to the kitchen. Where's the broom? She finds one in the corner. Lauren uses the broom to sweep crumbs off the floor. Then she takes a sponge. She washes the dishes in the sink. She is working hard. Mom says she is doing a good job. Lauren sees a peanut butter sandwich on the table. It's time for lunch!

What did Lauren use?

Draw a line from each chore to its matching tool.

wash dishes

broom

dust

sponge

sweep floor

rag

